


SENDING CONFIDENTIAL MESSAGE TO JYU

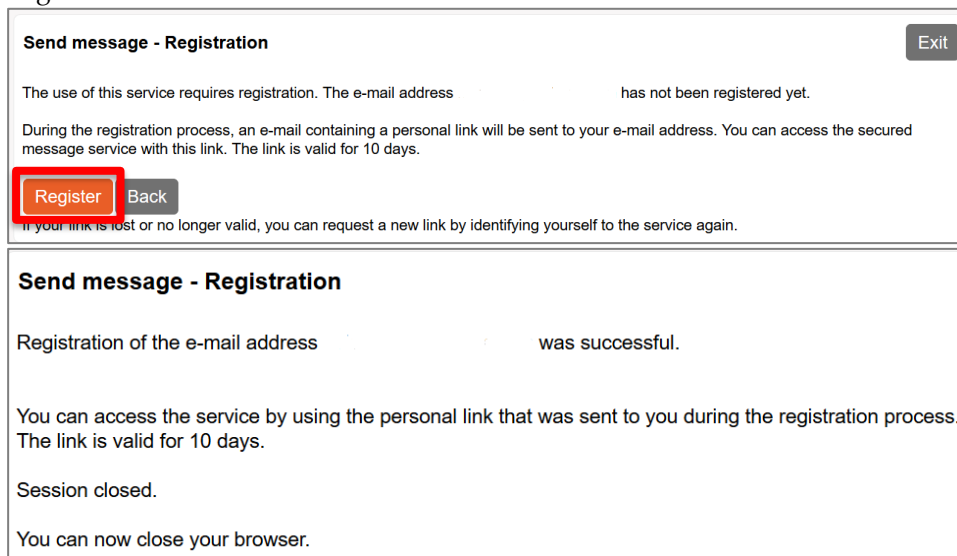
1. Go to <https://secure-mail.jyu.fi>
2. Add your email address

Write your email address to "From" field and press "Continue".



The screenshot shows the 'CONFIDENTIAL MESSAGE - Send message' interface. At the top left is the Jyväskylä University logo. To the right is a blue envelope icon and the text 'CONFIDENTIAL MESSAGE - Send message'. Below this is a form with a 'From' field containing the placeholder text 'your e-mail address'. The 'From' field and the 'Continue' button below it are highlighted with red rectangles. At the bottom right, there is a small copyright notice: '© 1999 - 2019 Deltagon Group Oy. All rights reserved.'

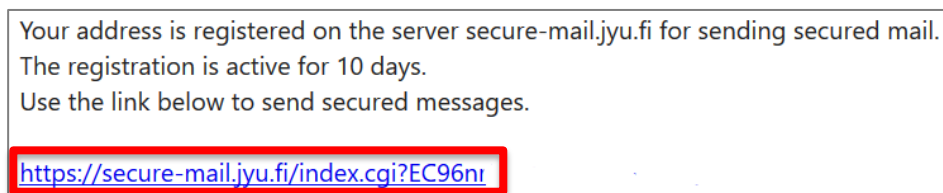
Register.



The screenshot shows the 'Send message - Registration' interface. At the top right is an 'Exit' button. The main text states: 'The use of this service requires registration. The e-mail address [redacted] has not been registered yet. During the registration process, an e-mail containing a personal link will be sent to your e-mail address. You can access the secured message service with this link. The link is valid for 10 days.' Below this text are two buttons: 'Register' (highlighted with a red box) and 'Back'. At the bottom, there is a message: 'If your link is lost or no longer valid, you can request a new link by identifying yourself to the service again.'

3. Go to your email

Open the link received from JYU Secure Mail (noreply@jyu.fi).



The screenshot shows an email message with the following text: 'Your address is registered on the server secure-mail.jyu.fi for sending secured mail. The registration is active for 10 days. Use the link below to send secured messages.' Below the text is a blue hyperlink: <https://secure-mail.jyu.fi/index.cgi?EC96nr>, which is highlighted with a red rectangle.

4. Writing a confidential message

To: admissions@jyu.fi

Attachment: Add attachment, Browse, Attach
Send.

New message

From

To GSM (optional) ✕+

Subject

☐ Request read receipt

Message

Signature

Attachment Add attachment

No files selected.

University of Jyväskylä uses Deltagon Sec@GW software to protect e-mail confidentiality.

If you have any questions, you can contact us: admissions@jyu.fi.